

# BEIKE BIOTECHNOLOGY

## Beike-Coordinated Patient Case Study

### Optic Neuropathy

### Male, 65 years old, May 2012

This case study has been produced by Beike Biotechnology in association with the doctors and medical staff of the University Branch of Guangdong Provincial Hospital of TCM. Information concerning the provided treatment and patient condition upon admission and discharge has been distributed to Beike by the treating facility's medical staff. All follow-up data has been provided directly to Beike by the patient and/or patient's guardians. For additional information about treatment, please send an inquiry at [www.stemcellschina.com](http://www.stemcellschina.com)

#### Background

Age: 65 years old

Sex: Male

Nationality: French

Date of Admission: May 8, 2012

Date of Discharge: May 22, 2012

Treating Facility: University Branch of Guangdong Provincial Hospital of TCM, Guangzhou, China

Diagnosis on Admission: Optic Neuropathy

Stem Cell Type: Beike-produced umbilical cord blood-derived stem cells (UCBSC)

#### Condition On Admission

The patient's eye sight was very poor, and had been in decline for 10 years. The left eye had only very minimal vision since 2002, with a visual acuity in the left eye of 0.1. The right eye experienced problems starting in 2003 and at present his vision was blurred. He could see a grey spot in the center of his vision and a grey band at the top and bottom of his line of vision. There was also a scotoma present in his right eye, situated slightly to the left of the pupil.

#### Treatment Schedule

Patient received 6 Beike-produced umbilical cord blood-derived stem cell (UCBSC) packets by intravenous (IV) and lumbar puncture (LP), as per schedule below:

Number	Date	Cell Type	Delivery Method	Side Effects
1	May 8, 2012	UCBSC	IV	none reported
2 and 3	May 14, 2012	UCBSC	IV and LP	none reported
4 and 5	May 18, 2012	UCBSC	IV and LP	none reported
6	May 21, 2012	UCBSC	IV	none reported

## Condition On Discharge

At the time of discharge the patient and staff at the hospital had not observed any changes or improvements to the patient's vision.

## Follow-Up Information

**Condition 6 months after treatment:** The patient completed the Beike follow-up survey six months after his treatment. He stated he was satisfied with the outcome of the treatment and felt he had gained good improvements in both his eyesight and quality of life. He also felt improvements were still being gained at this time. The patient commented that the scotoma was progressively vanishing and that there were no longer any opaque spots in his eye. This same area was now more transparent and letting more light through it. Please see excerpt below from his follow-up survey:

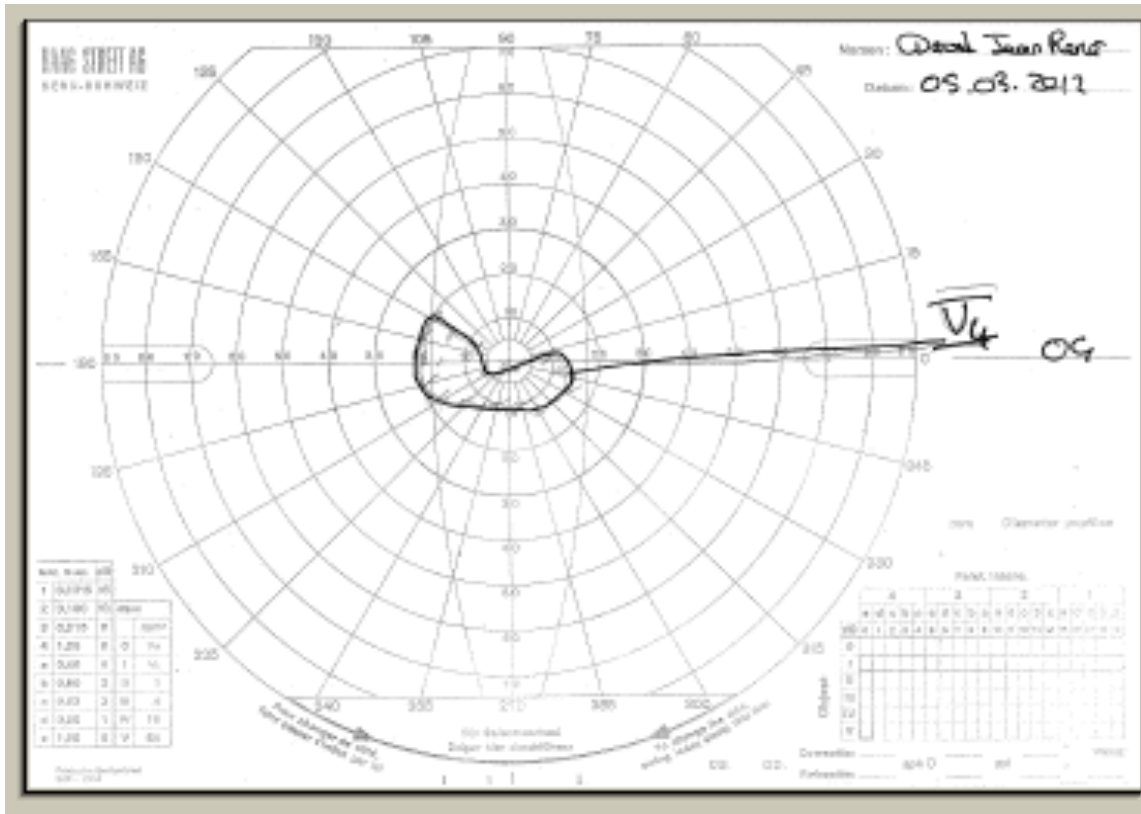
Symptom	Patient's Assessment of Improvement
Vision in left eye	Moderate improvement
Vision in right eye	Moderate improvement
Visual field	Significant improvement
Colour vision	Moderate improvement
Night vision	Small improvement
Ability to see things clearly	Moderate improvement
Ability to see things at a close distance	Moderate improvement
Ability to see things at a far distance	Moderate improvement

**Visual Field Results:** The patient also provided visual field test results 6 months after his treatment. The doctors in Guangzhou have assessed these compared to tests taken prior to the treatment. They commented that the patient's visual fields have improved significantly in both eyes, especially the right eye's.

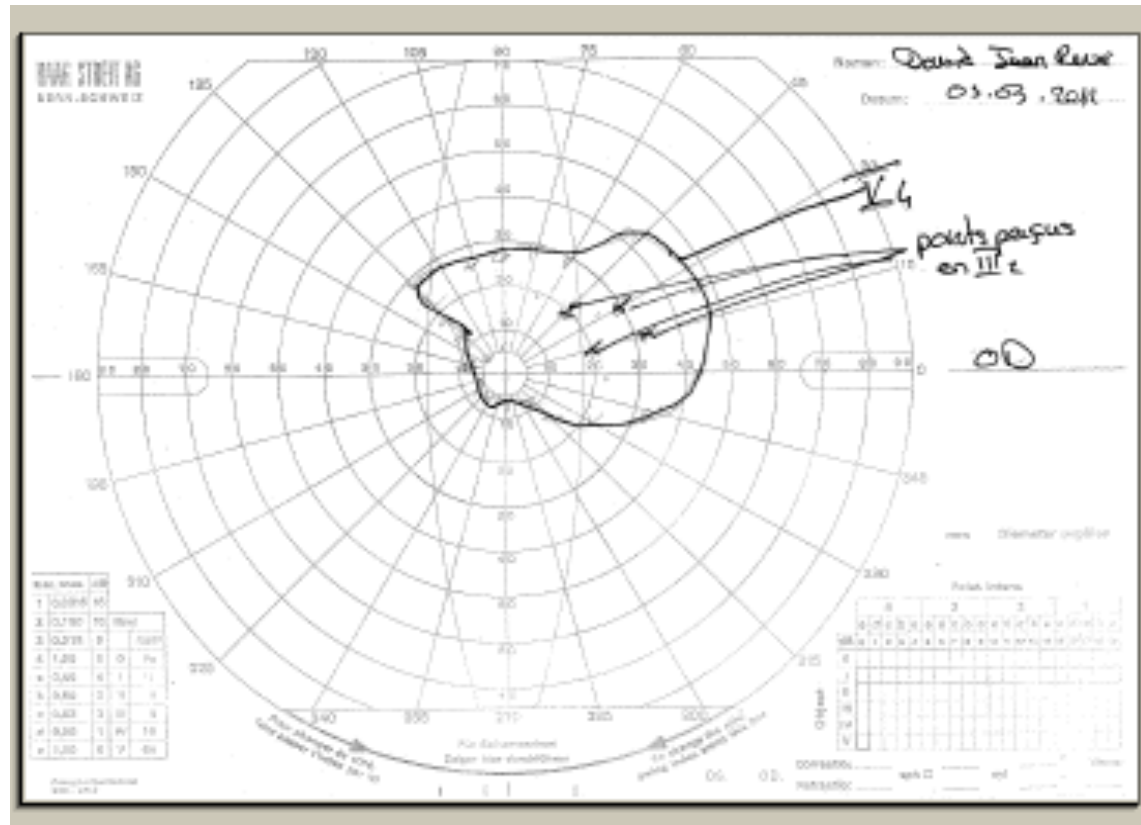
On the following pages are copies of the pre- and post-treatment Visual Field results for each eye.

March 5, 2012 - Visual Field test results prior to treatment

Left Eye

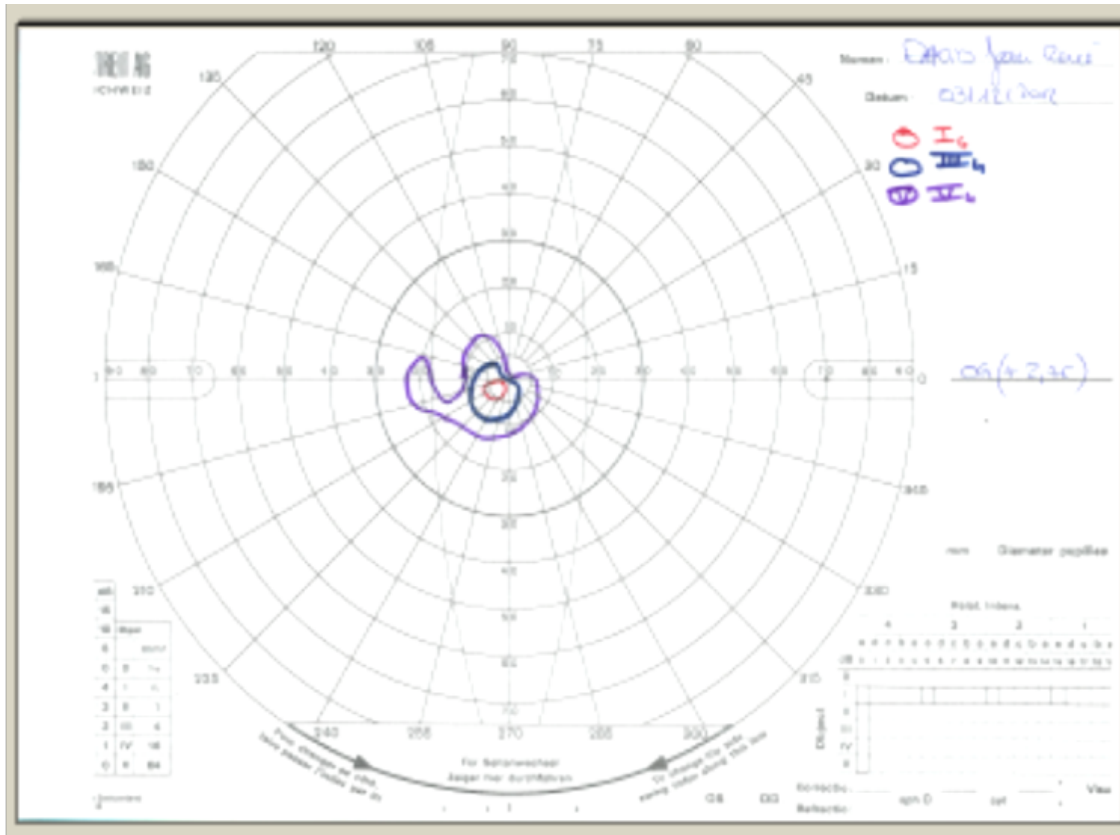


Right Eye




December 3, 2012 - Visual Field test results 6 months post-treatment

Left Eye



Right Eye



Disclaimer: The medical information provided in this document is an information resource only and is not to be used or relied on for any diagnostic purpose.

BEIKE BIOTECHNOLOGY CO., LTD.

East Block, 2nd Floor, Yuanxing Technology Building, #1 Songpingshan Road  
Nanshan District, Shenzhen, Guangdong, China

Tel: +86-755-8630-9277 Email: [info@beikebiotech.com](mailto:info@beikebiotech.com) Fax: +86-755-8630-9309 Web: [www.beikebiotech.com](http://www.beikebiotech.com)

Ver.2.0